



2010-2011 GMT Reports for District (or Undistricted) **District 19 H WASHINGTON**

GMT: **Doctor PATTI HILL PhD**

Location: **WASHINGTON**

GMT CA: **2**

CLUBS

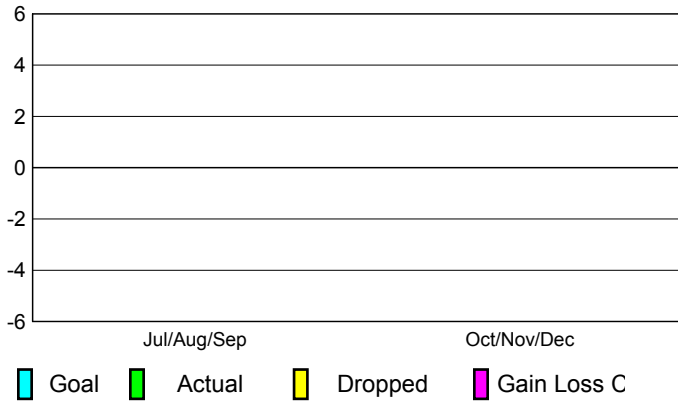
**Club Results
2010-2011**

**Clubs
2009-2010**

Month	New Club Goal	Actual New Clubs	Actual Dropped Clubs	Gain/Loss of Clubs	Gain/Loss of Clubs
Jul/Aug/Sep	0	0	0	0	0
Oct/Nov/Dec	0	0	0	0	0
Totals	0	0	0	0	0

Club Results 2010-2011

Goal, New, Dropped, Gain/Loss



Comparison of Club Gain/Loss

Current Year Compared to the Previous Year



YTD Status Quo Clubs 2010-2011

Status Quo Clubs Compared to Status Quo Members



MEMBERSHIP

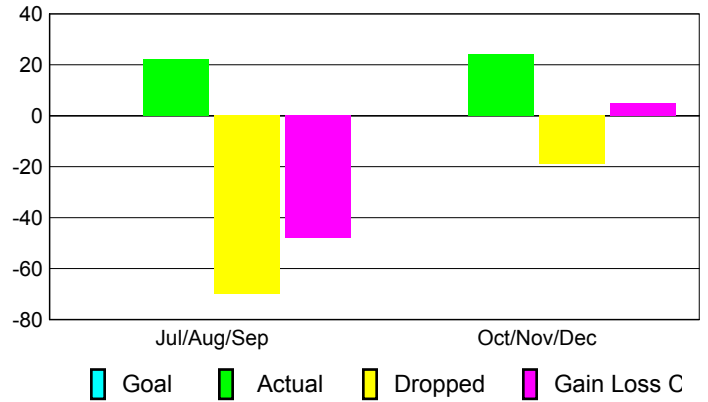
**Membership Results
2010-2011**

**Membership
2009-2010**

Month	Net Memb Goal	Actual New Memb	Actual Dropped Memb	Gain/Loss of Memb	Gain/Loss of Memb
Jul/Aug/Sep	0	22	-70	-48	-65
Oct/Nov/Dec	0	24	-19	5	2
Totals	0	46	-89	-43	-63

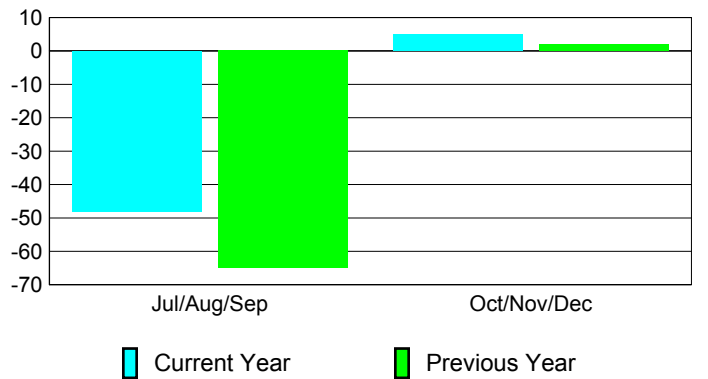
Membership Results 2010-2011

Goal, New, Dropped, Gain/Loss

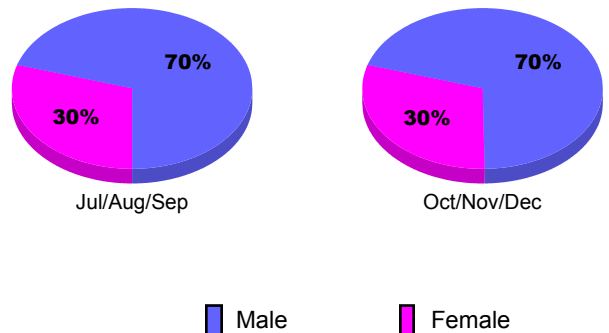


Comparison of Membership Gain/Loss

Current Year Compared to the Previous Year



Gender Comparison 2010-2011





2010-2011 GMT Reports for District (or Undistricted) **District 19 H BRITISH**

GMT: **Doctor PATTI HILL PhD**

Location: **BRITISH COLUMBIA**

GMT CA: **2**

CLUBS

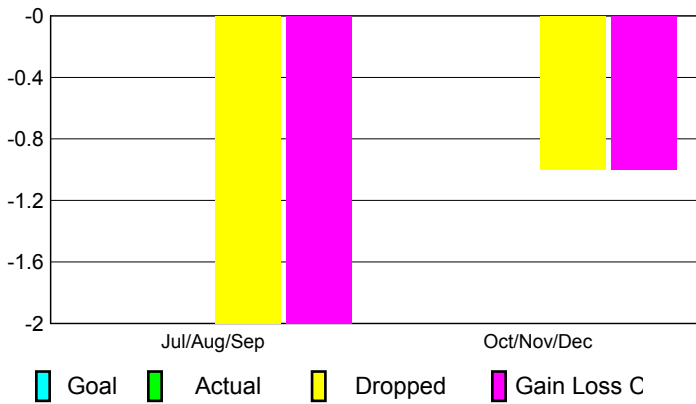
Club Results
2010-2011

Clubs
2009-2010

Month	New Club	Actual New	Actual Dropped	Gain/Loss of	Gain/Loss of
	Goal	Clubs	Clubs	Clubs	Clubs
Jul/Aug/Sep	0	0	-2	-2	0
Oct/Nov/Dec	0	0	-1	-1	0
Totals	0	0	-3	-3	0

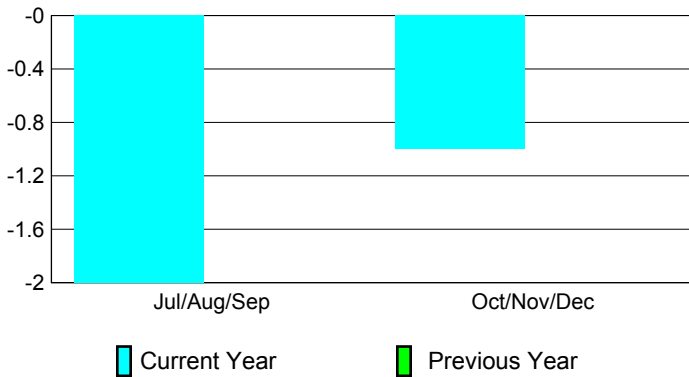
Club Results 2010-2011

Goal, New, Dropped, Gain/Loss




Comparison of Club Gain/Loss

Current Year Compared to the Previous Year



YTD Status Quo Clubs 2010-2011

Status Quo Clubs Compared to Status Quo Members



MEMBERSHIP

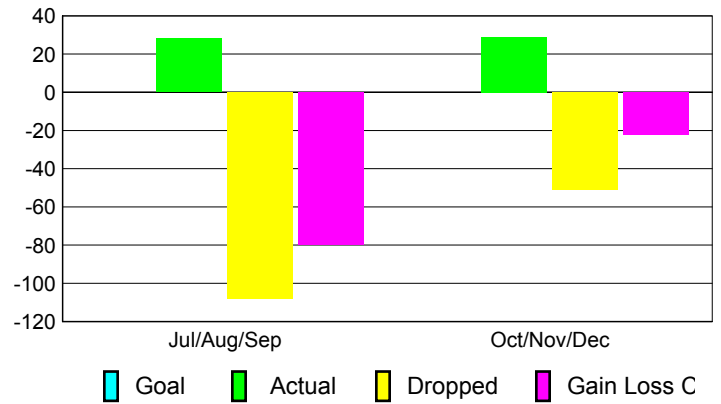
Membership Results
2010-2011

Membership
2009-2010

Month	Net Memb	Actual New	Actual Dropped	Gain/Loss of	Gain/Loss of
	Goal	Memb	Memb	Memb	Memb
Jul/Aug/Sep	0	28	-108	-80	-87
Oct/Nov/Dec	0	29	-51	-22	-4
Totals	0	57	-159	-102	-91

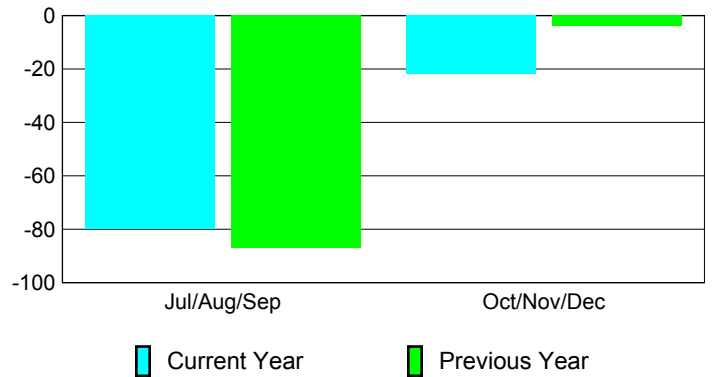
Membership Results 2010-2011

Goal, New, Dropped, Gain/Loss



Comparison of Membership Gain/Loss

Current Year Compared to the Previous Year



Gender Comparison 2010-2011

